

AM3 Soluzioni Tutorato 6

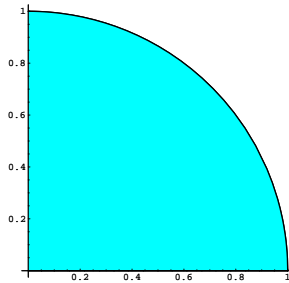
A.A. 2007-2008

Docente: Prof. P. Esposito

Tutori: G. Mancini, D. Piras

Tutorato 6 del 29 Aprile 2008

Esercizio 1 $\int_A x^2 e^{x^2+y^2} dx dy$ $A = \{(x, y) \in \mathbb{R}^2 \mid x > 0, y > 0, x^2 + y^2 < 1\}$

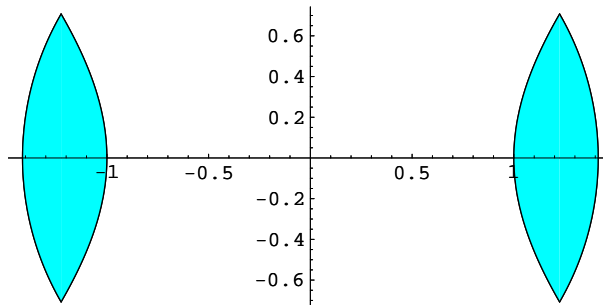


Passiamo in coordinate polari $(x, y) = \Phi(\rho, \theta) = (\rho \cos \theta, \rho \sin \theta)$.

$|\det J\Phi| = \rho$ $\Phi^{-1}(A) = \{(\rho, \theta) \mid 0 < \rho < 1, 0 < \theta < \frac{\pi}{2}\}$

$$\begin{aligned} \int_A x^2 e^{x^2+y^2} dx dy &= \int_{\Phi^{-1}(A)} \rho^2 \cos^2 \theta e^{\rho^2} |\det J\Phi| d\rho d\theta = \int_0^1 d\rho \int_0^{\frac{\pi}{2}} d\theta \rho^3 \cos^2 \theta e^{\rho^2} \\ &= \frac{\pi}{4} \int_0^1 \rho^3 e^{\rho^2} d\rho = \frac{\pi}{8} \int_0^1 \rho^2 (2\rho e^{\rho^2}) d\rho = \frac{\pi}{8} \left(\rho^2 e^{\rho^2} \Big|_0^1 - 2 \int_0^1 \rho e^{\rho^2} d\rho \right) = \\ &= \frac{\pi}{8} \left(e - e^{\rho^2} \Big|_0^1 \right) = \frac{\pi}{8} (e - e + 1) = \frac{\pi}{8} \end{aligned}$$

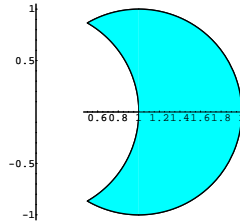
Esercizio 2 $f(x, y) = |xy|(x^4 - y^4) \log(x^2 + y^2)$
 $A = \{(x, y) \in \mathbb{R}^2 \mid 1 < x^2 + y^2 < 2, 1 < x^2 - y^2 < 2\}$



$$\begin{aligned} \int_A f(x, y) dx dy &= 4 \int_{A^+} f(x, y) dx dy \\ A^+ &= \{(x, y) \in \mathbb{R}^2 \mid 1 < x^2 + y^2 < 2, 1 < x^2 - y^2 < 2, x > 0, y > 0\} \\ \text{Poniamo } (u, v) &= \Phi(x, y) = (x^2 + y^2, x^2 - y^2) \end{aligned}$$

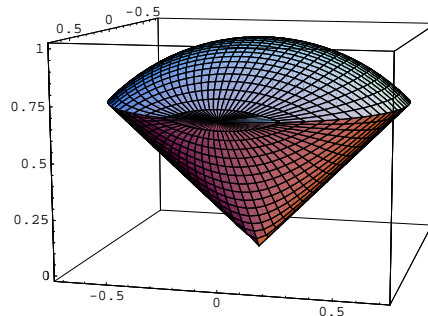
$$\begin{aligned} \Phi(A) &= \{(u, v) \mid 1 \leq u \leq 2, 1 \leq v \leq 2\} \\ J\Phi(x, y) &= \begin{pmatrix} 2x & 2y \\ 2x & -2y \end{pmatrix} \quad |\det J\Phi| = 8|xy| \quad |\det \Phi^{-1}| = \frac{1}{8|xy|} \\ 4 \int_{A^+} f(x, y) dx dy &= 4 \int_{\Phi(A^+)} f(\Phi^{-1}(u, v)) |\det \Phi^{-1}| du dv = \\ &= \frac{1}{2} \int_1^2 du \int_1^2 dv uv \log u = \frac{3}{4} \int_1^2 du u \log u = \frac{3}{4} \left(\frac{1}{2} u^2 \log u \Big|_1^2 - \frac{1}{2} \int_1^2 u du \right) \\ &= \frac{3}{4} \left(2 \log 2 - \frac{1}{4} u^2 \Big|_1^2 \right) = \frac{3}{4} \left(2 \log 2 - \frac{3}{4} \right) = \frac{3}{2} \log 2 - \frac{9}{16} \end{aligned}$$

Esercizio 3 $f(x, y) = \frac{|y|}{x}$
 $A = \{(x, y) \in \mathbb{R}^2 \mid x^2 + y^2 > 1, (x-1)^2 + y^2 < 1\}$



$$\begin{aligned} \int_A \frac{|y|}{x} dx dy &= 2 \int_{A^+} \frac{y}{x} dx dy \text{ dove} \\ A^+ &= \{(x, y) \in \mathbb{R}^2 \mid x^2 + y^2 > 1, (x-1)^2 + y^2 < 1, y > 0\} \\ \text{Passiamo in coordinate polari } (x, y) &= \Phi(\rho, \theta) = (\rho \cos \theta, \rho \sin \theta). \\ |\det J\Phi| &= \rho \\ \Phi^{-1}(A) &= \{(\rho, \theta) \mid 0 \leq \theta \leq \frac{\pi}{3}, 1 \leq \rho \leq 2 \cos \theta\} \\ 2 \int_{A^+} \frac{y}{x} dx dy &= 2 \int_{\Phi^{-1}(A^+)} \frac{\sin \theta}{\cos \theta} \rho d\rho d\theta = 2 \int_0^{\frac{\pi}{3}} d\theta \int_1^{2 \cos \theta} \rho \frac{\sin \theta}{\cos \theta} d\rho = \\ &= \int_0^{\frac{\pi}{3}} \frac{\sin \theta}{\cos \theta} 4 \cos^2 \theta - \frac{\sin \theta}{\cos \theta} d\theta = 2 \int_0^{\frac{\pi}{3}} \sin 2\theta d\theta + \log(\cos \theta) \Big|_0^{\frac{\pi}{3}} = \\ &= -\cos 2\theta \Big|_0^{\frac{\pi}{3}} + \log \frac{1}{2} = 1 + \frac{1}{2} - \log 2 = \frac{3}{2} - \log 2 \end{aligned}$$

Esercizio 4 $\int_T zx^2 dx dy dz \quad T = \{x^2 + y^2 + z^2 \leq 1, 0 \leq z, x^2 + y^2 < z^2\}$

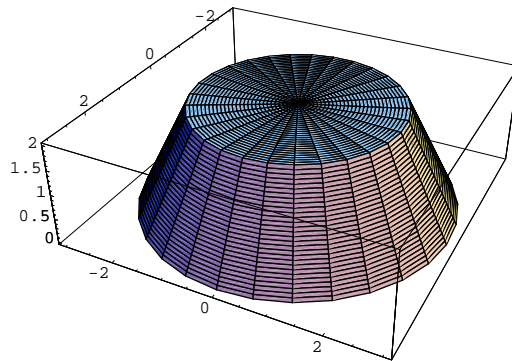


Passiamo in coordinate sferiche
 $(x, y, z) = \Phi(\rho, \theta, \phi) = (\rho \cos \theta \sin \phi, \rho \sin \theta \sin \phi, \rho \cos \phi)$

Sappiamo che $|\det J\Phi(\rho, \theta, \phi)| = \rho^2 \sin \phi$
 Inoltre $\Phi^{-1}(T) = \{(\rho, \theta, \phi) \mid 0 \leq \rho \leq 1, 0 \leq \theta \leq 2\pi, 0 \leq \phi < \frac{\pi}{4}\}$

$$\begin{aligned} \int_T z x^2 dx dy dz &= \int_{\Phi^{-1}(T)} \rho \cos \phi \rho^2 \cos^2 \theta \sin^2 \phi |\det J\Phi| d\rho d\theta d\phi = \\ &= \int_{\Phi^{-1}(T)} \rho^5 \cos^2 \theta \sin^3 \phi \cos \phi d\rho d\theta d\phi = \\ &= \int_0^1 d\rho \int_0^{\frac{\pi}{4}} d\phi \int_0^{2\pi} \rho^5 \cos^2 \theta \sin^3 \phi \cos \phi d\theta = \\ &= \pi \int_0^1 d\rho \int_0^{\frac{\pi}{4}} \rho^5 \sin^3 \phi \cos \phi d\phi = \pi \int_0^1 d\rho \rho^5 \left. \frac{1}{4} \sin^4 \phi \right|_0^{\frac{\pi}{4}} = \\ &= \frac{\pi}{16} \int_0^1 \rho^5 d\rho = \frac{\pi}{96} \end{aligned}$$

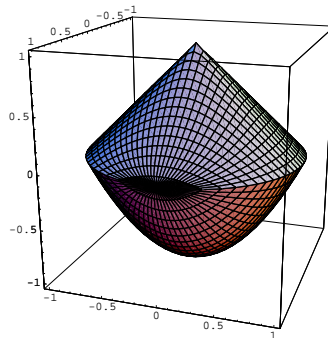
Esercizio 5 .



Un tronco di cono di di altezza h e raggi di base $R > r$ si può vedere come il solido di rotazione ottenuto ruotando il sottografico nel piano yz della funzione $y = \frac{r-R}{h}z + R$. Pertanto il suo volume sarà

$$\begin{aligned} Vol(T) &= \pi \int_0^h \left(\frac{r-R}{h}z + R\right)^2 dz = \pi \frac{h}{r-R} \int_R^r t^2 dt = \frac{1}{3} \pi \frac{r^3 - R^3}{r-R} = \\ &= \frac{1}{3} \pi (r^2 + rR + R^2) \end{aligned}$$

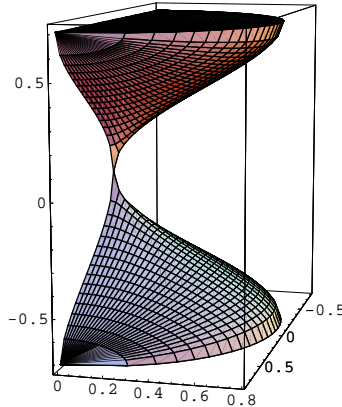
Esercizio 6 $A = \{(x, y, z) \in \mathbb{R}^2 \mid x^2 + y^2 - 1 < z < 1 - \sqrt{x^2 + y^2}\}$
 A è il solido di rotazione che si ottiene ruotando il sottografico nel piano yz della funzione $f(z) = \begin{cases} 1 - z & \text{se } 0 \leq z \leq 1 \\ \sqrt{z+1} & \text{se } -1 \leq z \leq 0 \end{cases}$



quindi

$$\begin{aligned} \text{Vol}(A) &= \pi \int_{-1}^1 f(z)^2 dz = \pi \int_{-1}^0 (z+1) dz + \pi \int_0^1 (1-z)^2 dz \\ &= \pi \frac{1}{2}(z+1)^2 \Big|_{-1}^0 - \pi \frac{1}{3}(1-z)^3 \Big|_0^1 = \frac{\pi}{2} + \frac{\pi}{3} = \frac{5}{6}\pi \end{aligned}$$

Esercizio 7 $\int_S x^2(\sin z + \cos z) dx dy dz$
 $S = \{(x, y, z) \mid x^2 + y^2 \leq \sin^4 z, y \geq 0, -\frac{\pi}{2} \leq z \leq \frac{\pi}{2}\}$



Passiamo in coordinate cilindriche $(x, y, z) = \Phi(\rho, \theta, z) = (\rho \cos \theta, \rho \sin \theta, z)$

$$|\det J\Phi| = \rho$$

$$\Phi^{-1}(S) = \{(\rho, \theta, z) \mid 0 \leq \theta \leq \pi, z \in [-\frac{\pi}{2}, \frac{\pi}{2}], 0 \leq \rho \leq \sin^2 z\}$$

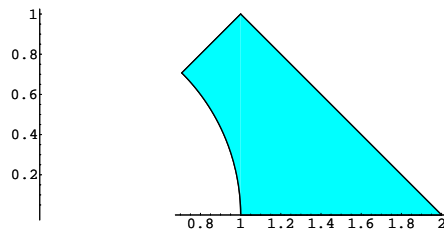
$$\int_S x^2(\sin z + \cos z) dx dy dz = \int_{\Phi^{-1}(S)} \rho^2 \cos^2 \theta (\sin z + \cos z) \rho d\rho d\theta dz =$$

$$= \int_{-\frac{\pi}{2}}^{\frac{\pi}{2}} dz \int_0^\pi d\theta \int_0^{\sin^2 z} (\rho^3 \cos^2 \theta (\sin z + \cos z)) d\rho =$$

$$\frac{1}{4} \int_{-\frac{\pi}{2}}^{\frac{\pi}{2}} dz \int_0^\pi d\theta \cos^2 \theta (\sin z + \cos z) \sin^8 z dz = \frac{\pi}{8} \int_{-\frac{\pi}{2}}^{\frac{\pi}{2}} \sin^9 z + \cos z \sin^8 z dz$$

$$= \frac{\pi}{8} \int_{-\frac{\pi}{2}}^{\frac{\pi}{2}} \cos z \sin^8 z dz = \frac{\pi \sin^9 z}{8 \cdot 9} \Big|_{-\frac{\pi}{2}}^{\frac{\pi}{2}} = \frac{\pi}{36}$$

Esercizio 8 $\int_D \frac{y}{x^2 + y^2} dx dy$
 $D = \{(x, y) \in \mathbb{R}^2 \mid x^2 + y^2 > 1, x + y < 2, y \leq x, x > 0, y > 0\}$



Passiamo in coordinate polari $(x, y) = \Phi(\rho, \theta) = (\rho \cos \theta, \rho \sin \theta)$.

$$|\det J\Phi| = \rho$$

$$\Phi^{-1}(A) = \{(\rho, \theta) \mid 0 < \theta \leq \frac{\pi}{4}, 1 < \rho < \frac{2}{\cos\theta + \sin\theta}\}$$

$$\int_D \frac{y}{x^2 + y^2} dx dy = \int_{\Phi^{-1}(A)} \frac{\rho \sin \theta}{\rho^2} \rho d\rho d\theta = \int_{\Phi^{-1}(A)} \sin \theta d\rho d\theta =$$

$$\int_0^{\frac{\pi}{4}} d\theta \int_1^{\frac{2}{\cos\theta + \sin\theta}} \sin \theta d\rho = \int_0^{\frac{\pi}{4}} d\theta \frac{2 \sin \theta}{\cos \theta + \sin \theta} - \sin \theta = \int_0^{\frac{\pi}{4}} d\theta \frac{2 \sin \theta}{\cos \theta + \sin \theta} -$$

$$\int_0^{\frac{\pi}{4}} d\theta \sin \theta$$

$$\int_0^{\frac{\pi}{4}} d\theta \sin \theta = -\cos \theta \Big|_0^{\frac{\pi}{4}} = 1 - \frac{1}{\sqrt{2}}$$

$$\int_0^{\frac{\pi}{4}} d\theta \frac{\sin \theta}{\cos \theta + \sin \theta} = \int_0^{\frac{\pi}{4}} d\theta \frac{\frac{\sin \theta}{\cos \theta}}{\frac{\sin \theta}{\cos \theta} + 1} = \int_0^{\frac{\pi}{4}} \frac{\tan \theta}{\tan \theta + 1} d\theta = \int_0^1 \frac{t}{(1+t)(1+t^2)} dt$$

$$\frac{1}{(1+t)(1+t^2)} = \frac{1}{2} \frac{1}{1+t} + \frac{1}{2} \frac{t}{t^2+1} \text{ quindi}$$

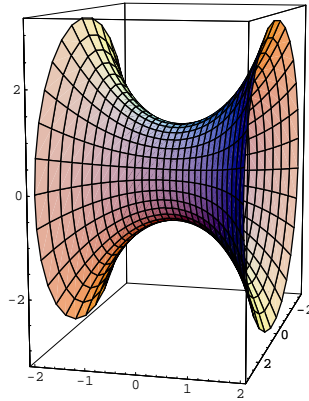
$$\int_0^1 \frac{1}{(1+t)(1+t^2)} dt = -\frac{1}{2} \int_0^1 \frac{1}{1+t} dt + \frac{1}{2} \int_0^1 \frac{t}{t^2+1} dt + \frac{1}{2} \int_0^1 \frac{1}{1+t^2} dt =$$

$$= -\frac{1}{2} \log(1+t) + \frac{1}{4} \log(1+t^2) + \frac{1}{2} \arctan t \Big|_0^1 = -\frac{1}{4} \log 2 + \frac{\pi}{8}. \text{ Dunque}$$

$$\int_D \frac{y}{x^2 + y^2} dx dy = 2 \int_0^{\frac{\pi}{4}} d\theta \frac{2 \sin \theta}{\cos \theta + \sin \theta} - \int_0^{\frac{\pi}{4}} d\theta \sin \theta = -\frac{1}{2} \log 2 + \frac{\pi}{4} + \frac{1}{\sqrt{2}} - 1$$

Esercizio 9 $\int_D x^2 + z^2 dx dy dz$

$$D = \{(x, y, z) \in \mathbb{R}^3 \mid x^2 + y^2 + z^2 > 1, x^2 + z^2 \leq \cosh^2 y, y \in [-2, 2]\}$$



$D = C - S$ dove $C = \{(x, y, z) \mid x^2 + z^2 \leq \cosh^2 y, y \in [-2, 2]\}$ e S è la sfera unitaria di centro l'origine

$$\int_D x^2 + z^2 dx dy dz = \int_C x^2 + z^2 dx dy dz - \int_S x^2 + z^2 dx dy dz$$

Per calcolare l'integrale su S passiamo in coordinate sferiche

$$(x, y, z) = \Phi(\rho, \theta, \phi) = (\rho \cos \theta \sin \phi, \rho \sin \theta \sin \phi, \rho \cos \phi)$$

$$\text{Sappiamo che } |\det J\Phi(\rho, \theta, \phi)| = \rho^2 \sin \phi$$

$$\text{Inoltre } \Phi^{-1}(S) = \{(\rho, \theta, \phi) \mid 0 \leq \rho \leq 1, 0 \leq \theta \leq 2\pi, 0 \leq \phi \leq \pi\}$$

$$\int_S x^2 + z^2 dx dy dz = \int_0^1 d\rho \int_0^{2\pi} d\theta \int_0^\pi (\rho^2 \cos^2 \theta \sin^2 \phi + \rho^2 \cos^2 \phi) \rho^2 \sin \phi d\phi$$

$$= \int_0^1 d\rho \int_0^{2\pi} d\theta \int_0^\pi \rho^4 \cos^2 \theta \sin^3 \phi + \rho^4 \cos^2 \phi \sin \phi d\phi =$$

$$\begin{aligned}
&= \int_0^1 d\rho \int_0^{2\pi} d\theta \int_0^\pi \rho^4 (\cos^2 \theta \sin \phi (1 - \cos^2 \phi) + \cos^2 \phi \sin \phi) d\phi = \\
&\int_0^{2\pi} d\theta \int_0^1 d\rho \rho^4 (\cos^2 \theta \left. \left(\frac{1}{3} \cos^3 \phi - \cos \phi \right) \right|_0^\pi - \left. \frac{1}{3} \cos^3 \phi \right|_0^\pi) = \\
&\int_0^{2\pi} d\theta \int_0^1 d\rho \rho^4 \left(\frac{4}{3} \cos^2 \theta + \frac{2}{3} \right) = \frac{2}{15} \int_0^{2\pi} d\theta 2 \cos^2 \theta + 1 = \frac{8}{15} \pi
\end{aligned}$$

Calcoliamo ora $\int_C x^2 + z^2 dx dy dz$

Passiamo in coordinate cilindriche $(x, y, z) = \Phi(\rho, y, \theta) = (\rho \cos \theta, y, \rho \sin \theta)$

$$|\det J\Phi| = \rho$$

$$\Phi^{-1}(C) = \{(\rho, y, \theta) \mid 0 \leq \theta \leq 2\pi, y \in [-2, 2], 0 \leq \rho \leq \cosh y\}$$

$$\int_C x^2 + z^2 dx dy dz = \int_{-2}^2 dy \int_0^{2\pi} d\theta \int_0^{\cosh y} \rho^3 d\rho = \frac{1}{4} \int_{-2}^2 dy \int_0^{2\pi} d\theta \cosh^4 y$$

$$= \frac{\pi}{32} \int_{-2}^2 dy (e^{4x} + e^{-4x} + 4 + 4e^{2x} + 4e^{-2x} + 2) =$$

$$\frac{\pi}{32} \left(\frac{1}{4} e^{4x} - \frac{1}{4} e^{-4x} + 2e^{2x} - 2e^{-2x} + 6y \right) \Big|_{-2}^2 = \frac{\pi}{16} \left(\frac{1}{4} (e^8 - e^{-8}) + 2(e^4 - e^{-4}) + 12 \right)$$

$$= \frac{\pi}{64} (e^8 - e^{-8}) + \frac{\pi}{8} (e^4 - e^{-4}) + \frac{3}{4} \pi$$

$$\text{Quindi } \int_D x^2 + z^2 dx dy dz = \frac{\pi}{64} (e^8 - e^{-8}) + \frac{\pi}{8} (e^4 - e^{-4}) + \frac{3}{4} \pi - \frac{8}{15} \pi$$

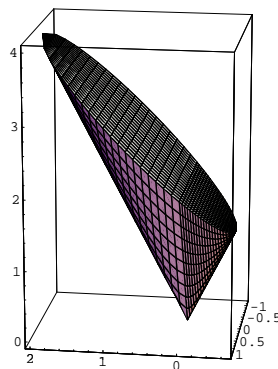
Esercizio 10 $\int_T 2z dx dy dz$ $T = \{2\sqrt{x^2 + y^2} \leq z \leq x + 2\}$

$$\begin{aligned}
\text{Notiamo che } 2\sqrt{x^2 + y^2} \leq x + 2 &\Leftrightarrow 4(x^2 + y^2) \leq x^2 + 4x + 4 \Leftrightarrow 3x^2 + 4y^2 - 4x \leq \\
4 &\Leftrightarrow 3(x^2 - \frac{4}{3}x) + 4y^2 \leq 4 \Leftrightarrow 3(x - \frac{2}{3})^2 + 4y^2 \leq \frac{16}{3} \Leftrightarrow \frac{(x - \frac{2}{3})^2}{\frac{16}{9}} + \frac{y^2}{\frac{4}{3}} \leq 1.
\end{aligned}$$

Dunque T è un insieme normale della forma

$$T = \{(x, y, z) \in \mathbb{R}^3 \mid (x, y) \in E, 2\sqrt{x^2 + y^2} \leq z \leq x + 2\}$$

dove E è l'ellisse di equazione $\frac{(x - \frac{2}{3})^2}{\frac{16}{9}} + \frac{y^2}{\frac{4}{3}} \leq 1$



$$\int_T 2z dx dy dz = \int_E dx dy \int_{2\sqrt{x^2 + y^2}}^{x+2} 2z dz = \int_E (x + 2)^2 - 4(x^2 + y^2) dx dx$$

Passiamo in coordinate ellittiche $(x, y) = \Phi(\rho, \theta) = (\frac{2}{3} + \frac{4}{3}\rho \cos \theta, \frac{2}{\sqrt{3}}\rho \sin \theta)$

$$\Phi^{-1}(E) = \{(\rho, \theta) \mid 0 \leq \rho \leq 1, 0 \leq \theta \leq 2\pi\}$$

$$|\det J\Phi| = \frac{8}{3\sqrt{3}}\rho \quad \int_E (x + 2)^2 - 4(x^2 + y^2) dx dx =$$

$$\begin{aligned}
\int_E 4x + 4 - 3x^2 - 4y^2 dx dy &= 3 \int_E \frac{16}{9} - (x - \frac{2}{3})^2 - \frac{4}{3}y^2 dx dy = \\
&= 3 \int_{\Phi^{-1}(E)} \left(\frac{16}{9} - \frac{16}{9}\rho^2 \cos^2 \theta - \frac{16}{9}\rho^2 \sin^2 \theta \right) \frac{8}{3\sqrt{3}} \rho d\rho d\theta = \\
&= \frac{128}{9\sqrt{3}} \int_0^1 d\rho \int_0^{2\pi} d\theta \rho - \rho^3 = \frac{256}{9\sqrt{3}} \pi \int_0^1 d\rho \rho - \rho^3 = \frac{256}{9\sqrt{3}} \pi \left(\frac{1}{2} - \frac{1}{4} \right) = \\
&= \frac{64}{9\sqrt{3}} \pi
\end{aligned}$$